



# ANNUAL REPORT 2021

Feel free to visit us on our:  
social media

website: <http://www.ecotrendsalliance.org>



@ecotrendsltd



ecotrendsalliance



ecotrendsalliance



# TABLE OF CONTENTS

Facts and Figures.....	4
Message from the Chair.....	5
Message from the Executive Director .....	6
OUR PROGRAMMES.....	7
1. Research.....	7
2. Capacity development.....	9
3. Community engagement / livelihoods.....	11
4. Conservation.....	13
OUR ORGANISATION.....	15
1. Obligations and Scope .....	16
2. Mentorship / human resource.....	17
3. Funding.....	18
4. Expenditures.....	19
5. Audited accounts .....	20
6. Partner appreciation.....	21

## VISION

The vision is to 'Green' development through knowledge and experience-based options for humanity.

## MISSION

To secure global solutions to biodiversity and development challenges through providing biologically diverse and proven alternatives.

## CORE VALUES

**Honesty:** Integrity, ethics and honesty inform all our actions and operations. We are committed to a clean and quality job with respect for all humanity

**Safety:** We promote a sound Health, Safety and Environment culture and management for all employees, contractors, subcontractors and associates. We pride in innovativeness to solve our client's problem

**Creativity:** We continuously undertake research to enhance innovativeness throughout our work. We are always exploring new heights through setting of higher goals to allow for continuous improvement

**Adaptability:** We are agile and hence embrace the fact that change can be rapid. The world is a dynamic place and Ecological Trends Alliance follows in its footsteps to keep with the tide of change. We commit to setting best standards in our services while listening to the needs people.





## Facts & Figures



9 Publications

Is the number of publications produced



622,000,000 UGX

Is the total amount of funding received



4 Districts

Is the number of Districts worked in



35 Staff

Is the number of Full time and part-time staff at Ecological Trends Alliance



3 Projects

Is the number of projects we implemented



2 Networks

Is the number of networks we belong to.



2 MOUs

Are the new Memorandum of Understanding under negotiation



## Message from the Chairman Board

The Ecological Trends Alliance Board is the governing body for the Organisation tasked with the main responsibility of offering strategic policy guidance for overall growth of the organisation and ensuring that the organisation delivers on its mission and goals while supporting (inter)national policies' implementation in environment and development. The board is purely voluntary and conducts business at least twice annually.

Towards the end of 2020, Uganda signed a Final Investment Decision (FID) agreement which paved way for the production of Oil and Gas in the areas where they are found in Uganda. This decision was also important because it marked the beginning of development of the East Africa Crude Oil Pipeline. Most of the investments of oil and gas sub sector however, are in the biodiversity rich Albertine graben. For this reason therefore, Ecological Trends Alliance has initiated a project "Forests for a just Future" covering mostly the Bugoma landscape. By so doing this, we join other organisations to try to eliminate or minimise the impacts of oil and gas on the environment.

As board members, we supervise the operations of the organisation through approval of plans, budgets and reports. We commissioned and approved the financial statements at the end of this Annual Report. This we believe has allowed us to contribute to saving our environment.

I thank you all

A handwritten signature in blue ink, appearing to be 'T. Mayega'.

**Thomas Mayega Kiwanuka**

Chairman, Board







## Message from the Executive Director

In attempt to achieve our goal of “enhancing environmental conservation and knowledge for the benefit of the people and sustainable national development”, Ecological Trends Alliance implemented projects with strategic objectives under 1. **Research**, 2. **Capacity development**, 3. **Community engagement & livelihood enhancement** and 4. **Conservation programmes for species and the landscapes**.

With support from Tropenbos International and International Union for the Conservation of Nature through Save Our Species programme and the European Union, Ecological Trends Alliance implemented projects worth over UGX **622,000,000**. We were able to work with **four** local governments to conserve the forests in their areas of jurisdiction and in **four** enclaves of Queen Elizabeth National Park to protect the threatened African

Lion population through our conservation actions, research and policy advocacy. This work was made possible with funds from our donors, collaboration with our partners and engagement with local governments and communities. We thank all who have supported us through the year. Special appreciation goes to the board for their technical and policy guidance I thank you all

Thanks you

**Michael Opige**  
Executive Director



# Our Programs

## 1. Research

The studies conducted informed two main areas 1. Technical guide to **intercropping models** within the oil palm plantations and 2. **Resource and land use** planning for the various proposed oil palm host districts and specific sub counties.

**Two publications** focused on intercropping and agroforestry in oil palm growing districts while the other **seven publications** provided deeper assessments and planning for resources and land uses in the proposed/ new oil palm host districts.

The publications were meant to change **policies, practices and behaviors** of stakeholders including Central and local **Governments, Private sector actors and communities**. Therefore the information from these studies was disseminated through workshops, meetings and online platforms such as website.

Published and open access information on our website

**Namanji S, C. Ssekyewa and M. Slingerland. 2021.**

*Intercropping food crops into oil palm plantations - Experiences in Uganda and why it makes sense.* Policy brief. Ecological Trends Alliance, Kampala, Uganda, and Tropenbos International, Ede, the Netherlands. 4pp.

**ETA and TBI. 2021.**

*Intercropping in oil palm plantations: A technical guide.* Ecological Trends Alliance, Kampala, Uganda, and Tropenbos International, Ede, the Netherlands. 52 pp.

**Nangendo G., B. Kyasiimire, M. Opige, R. Ssemmanda, I. Auger Perez, N. Pasiecznik. 2021.**

*Participatory land use planning in Uganda. Bringing local views together to ensure equitable and sustainable development in areas considered for oil palm expansion.* Policy brief. Ecological Trends Alliance: Kampala, Uganda, and Tropenbos International, Ede, the Netherlands. 8pp.

# Research cont...

Published and open access information on our website

**Nangendo G., Kyasiimire B., Opige M. and Ssemmanda R., 2021.**

*Resource map and proposed land use plan of Busamuzi subcounty, Buvuma District for the period 2019/2020 - 2025/2030.* Ecological Trends Alliance, Kampala. Info brief 4pp

**Nangendo G., Kyasiimire B., Opige M. and Ssemmanda R., 2020.**

*Resource map and proposed land use plan of Buvuma Town Council, Buvuma District for the period 2019/2020 - 2025/2035.* Ecological Trends Alliance, Kampala. Info brief 4pp.

**Nangendo G., Kyasiimire B., Opige M. and Ssemmanda R., 2020.**

*Resource map and proposed land use plan of Buwooya subcounty, Buvuma District for the period 2019/2020 - 2025/2030.* Ecological Trends Alliance, Kampala. Info brief 4pp.

**Nangendo G., Kyasiimire B., OpigeM. and Ssemmanda R., 2020.**

*Resource map and proposed land use plan of Kityerera subcounty, Mayuge District for the period 2020/2021 - 2030/2031.* Ecological Trends Alliance, Kampala. Info brief 4pp.

**Nangendo G., Kyasiimire B., Opige M. and Ssemmanda R., 2020.** *Resource map and proposed land use plan of Nairambi subcounty, Buvuma District for the period 2019/2020 - 2025/2030.* Ecological Trends Alliance, Kampala. Info brief 4pp.

**Nangendo G., Kyasiimire B., Opige M. and Ssemmanda R., 2020.** *Resource map and proposed land use plan of Ngogwe subcounty, Buikwe District for the period 2020/2021 - 2030/2031.* Ecological Trends Alliance, Kampala. Info brief 4pp.



## 2. Capacity Development

Ecological Trends Alliance supported *training of 20 community wildlife scouts* from four enclaves in Queen Elizabeth National Park on **Human wildlife conflict incidence reporting and response management**. This was done in collaboration with **Uganda Conservation Foundation** with the aim of improving response from Uganda Wildlife Authority.

The *20 Volunteer wildlife scouts* in the enclaves of Queen Elizabeth were trained on the **Use of Earth ranger**. This was conducted by Uganda Conservation Foundation. This was to **improve on the operation decisions** from the Uganda Wildlife Authority through the newly constructed Joint Operations Command Centre (JOCC).





## Capacity Development Cont...

Four staff and 25 community members were trained in **development of tourism products** based on local opportunities. The training was conducted by **Bigodi Wetland Sanctuary** adjacent to **Kibale national park**. This will provide a basis for development of livelihoods support initiatives for the Queen Elizabeth enclave communities.

Two staff members of Ecological Trends Alliance were trained on how to **mainstream gender** into organisational **policies and programme** implementation. The training was provided by **Action for Rural Women's Empowerment (ARUWE)**. This is in an attempt to improve the organisation's gender responsiveness.





### 3. Community engagement / Livelihoods

Through the Green Livelihoods Alliance 2 (GLA2) project, at least six **Collaborative Forest Management (CFM)** community groups from the **Bugoma landscape** were recommended for **engagement** and **capacity building** initiatives from the many that were assessed. **Forest-based Enterprises (FbEs)** will be subsequently developed and implemented with the six groups

The Green Livelihoods Alliance 1 (GLA1) directly worked with and **empowered communities of Buvuma, Bwikwe and Mayuge** to better plan for the various land uses and available resources. This was in anticipation of major government investment in the oil palm sub sector. Communities went through **tailored trainings** and **capacity strengthening** in resource and land use planning.



## Community engagement / Livelihoods cont...

Queen Elizabeth National Park is one of the Parks that is mostly visited by tourists. In a bid to **improve local community incomes**, tourism based on local opportunities within the enclaves was marked. Therefore, through our IUCN supported project, **25 community members** were then trained on how to tap from this opportunity.

Collaboration with the **80 Cattle Keepers** in the four enclaves of **Katwe, Hamukungu, Kasenyi and Katunguru B** on the conservation of the threatened African Lion in Queen Elizabeth National Park was strengthened through the IUCN project and by **supporting the registration of their Association** with the Sub county Community Development Office. This means the Cattle Keepers Association is formerly **recognised by the Local Government Authorities** and therefore can be guided better.

The delivery of conservation and awareness messages on importance of protecting Lions by the communities in the enclaves were maintained on both the **main stream radios** and *community Radio programmes* in the enclaves.





## 4. Conservation

- In the Bugoma Landscape, Hoima Sugar Ltd put on hold the conversion of part of Bugoma Central Forest Reserve into sugar cane as a result of a **court injunction** and **pressures from CSO Alliances** to which Ecological Trends Alliance (ETA) is member. Bugoma is part of the **Albertine rift landscape** where the **GLA2** is being implemented. The Forests has potential compounding driver from **oil and gas** and **agro commodity**.
- Worked with communities in the **four enclaves** of Katwe, Hamukungu, Kasenyi and Katunguru B on the conservation of the **threatened African Lion** in Queen Elizabeth National Park.
- Agroforestry Farming models in Oil palm growing were simplified through a **farmer guide** that allows farmers to **demonstrate sustainable models** of oil palm growing in oil palm growing hubs. These were widely distributed in the new hub districts.





## Conservation cont...

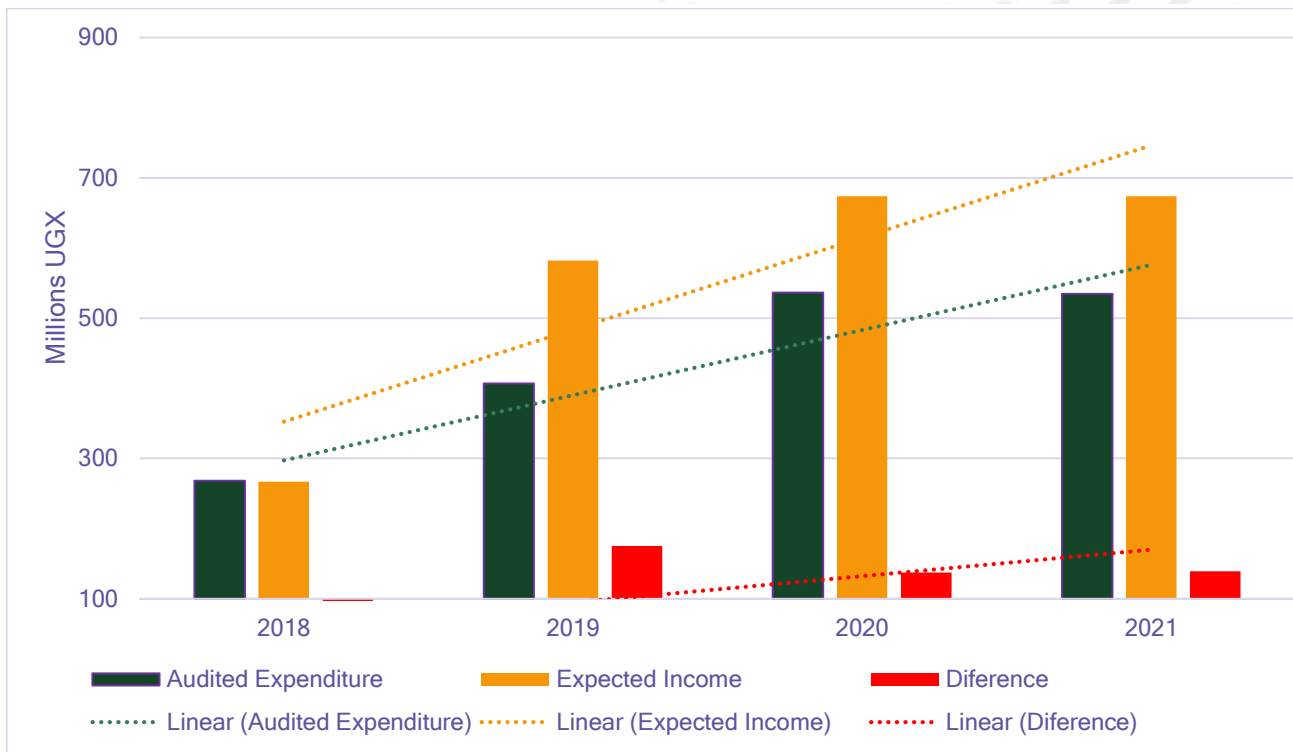
- Ministry of Agriculture, Animal Industry and Fisheries, MAAIF (through NOPP) **appreciated the need for good practices** in oil palm production in all hubs due to **improved knowledge base** from our Green Livelihood Alliance 1 (GLA1) studies and therefore tendered for **support to environment and community livelihoods**.
- From an **exchange visit** that also brought together all stakeholders including government and Bidco, there are signs of **positive change**. Government started to invite district local government natural resources officers to **make inputs on implementation decisions**. Government through MAAIF also requested ETA to support their mapping of proposed areas for oil palm development showing confidence and trust in CSO research works.
- The District Local Governments in the New hubs (**Mayuge and Bulkwe**) adopted **land use plans and alternative methods of oil palm growing** in their District Development Plans (DDPs). This will therefore allow for the districts to **allocate resources** to provide additional training in similar areas.





# OUR ORGANISATION

## 1. Obligations and Scope



**Functional board:** the term of the current board has entered its third year. This means we are two years away from constituting a new board. However, the board was engaged throughout the year, 2021 in addition to one line meeting and one physical meeting.

**Annual audits:** The organisation has continued to conduct annual audits with the 2021, audits already concluded. We also provide quarterly financial reports as required under the various project reporting mandates

**Annual returns:** It is required that NGOs make annual returns to the National NGO bureau, Ministry of Internal Affairs and Uganda Registration Services Bureau (URSB). These were completed for the year ended 2020. Documentations for the returns made for the year 2021 has since commenced.



## Obligations and Scope cont...

**Strategic plan and financial management manual:** Our **strategic plan** was developed for **2018 - 2022**. It is therefore going to serve its final year in 2022. Efforts will be made to review the strategic plan that will guide the organisation for the next 10 years. **The financial manual** however, is a living document which will also need to be looked at alongside the strategic plan.

**Building working relations with local governments:** The year 2021 registered some progress from the previous, considering that we were just coming out of the global **Covid-19 pandemic** and with vivid impacts being felt. We maintained our works in the **districts of Buvuma, Mayuge, Bwike and Kasese**. We also initiated discussions with the districts of **Hoima and Kikuube** through their Departments of Natural Resources and Community Development to discuss and agree on the **Memorandum of Understanding** to **expand our scope** in those districts.

**Collaborations with Authorities:** Our organisation maintained good working relationships with **Uganda Wildlife Authority (UWA)** and **National Forestry Authority (NFA)** whose resources are the bases of our work. This is in addition to various Local governments and the natural resources under their jurisdiction. The **National Environment Management Authority (NEMA)** whose role is supervisory is always used as reference point for national laws, policies, regulations and guidelines.

**Networks and coalitions:** We have been working in partnership with other **like-minded Organisations and Networks**. In the year 2021, we worked with Tree Talk Plus, Environmental Alert, Uganda Conservation Foundation, UNITE, Kazinga Environmental School Programme and Civil Society Organisation Environment and Natural Resources Network (CSO-ENR Network) and other pressure groups such as The Save Bugoma Campaign. These were variously used to deliver environmental and conservation agenda.





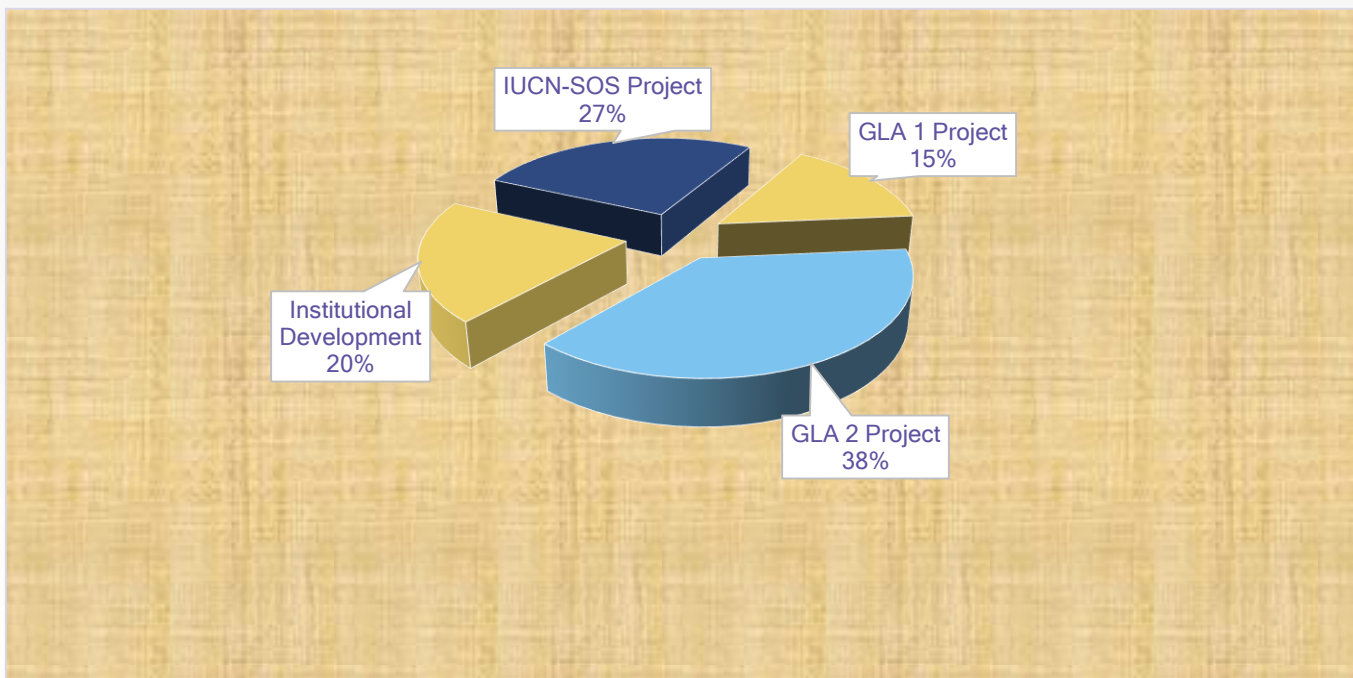
## 2. Mentorship / Human resource

1. **Supporting the internship scheme:** Ecological Trends Alliance annually supports students who are in their final year by supervising their school field attachment projects and internship. This provides opportunities to students to gain hands on practical experiences and office relations. **Two students** were recruited, one for **Information Technology Management** and the other for **Community Development**.
2. **Encouraging volunteer scheme:** In project areas where we have long term presence, we have encouraged qualified professionals who have not yet been enrolled in formal jobs to volunteer their skills. **Upto 20 community members volunteered** as community wildlife scouts in the IUCN - SOS project to improve community and Park relations.
3. **Employing career beginners on short contracts:** Researches conducted usually involve both desk work and field work. The field works most times **require research assistants** and such are the opportunities we offer to career beginners. On this, **four research assistants** were recruited on short term engagements
4. **Promotions from existing staff structure:** When an opportunity of a senior position availed itself within the Organisation, **junior staffs were encouraged** to apply. In the process, one person was successful and has performed well.



### 3. Funding

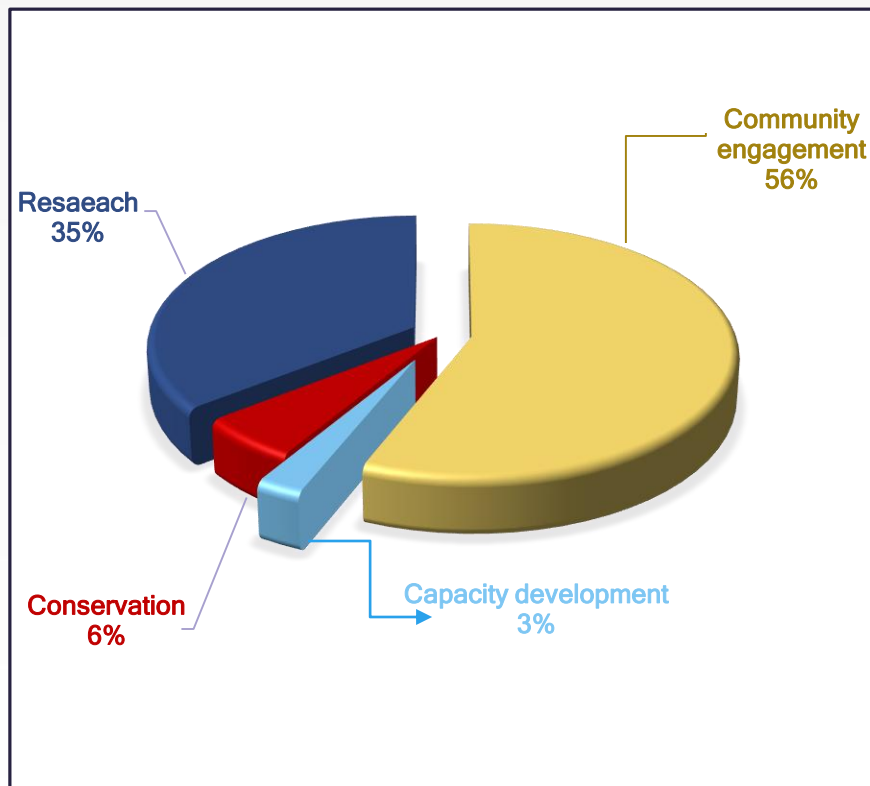
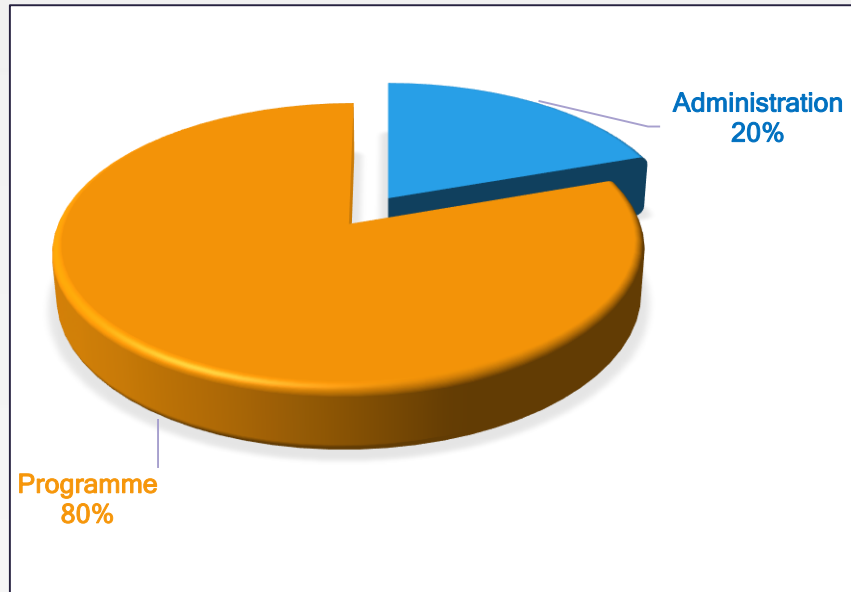
We implemented three projects totaling to **UGX 534,557,736** with largely donor funding in form of grants to support both project implementation and institutional development.





## 4. Expenditure

Of the grants received, 20% was spent on administration and the bulk (80%) was spent on programmes under our core areas of work of research (35%), capacity development (3%), community engagement (56%) and conservation(6%).



## 5. Audited Accounts

### 1. Extract of audits 2021

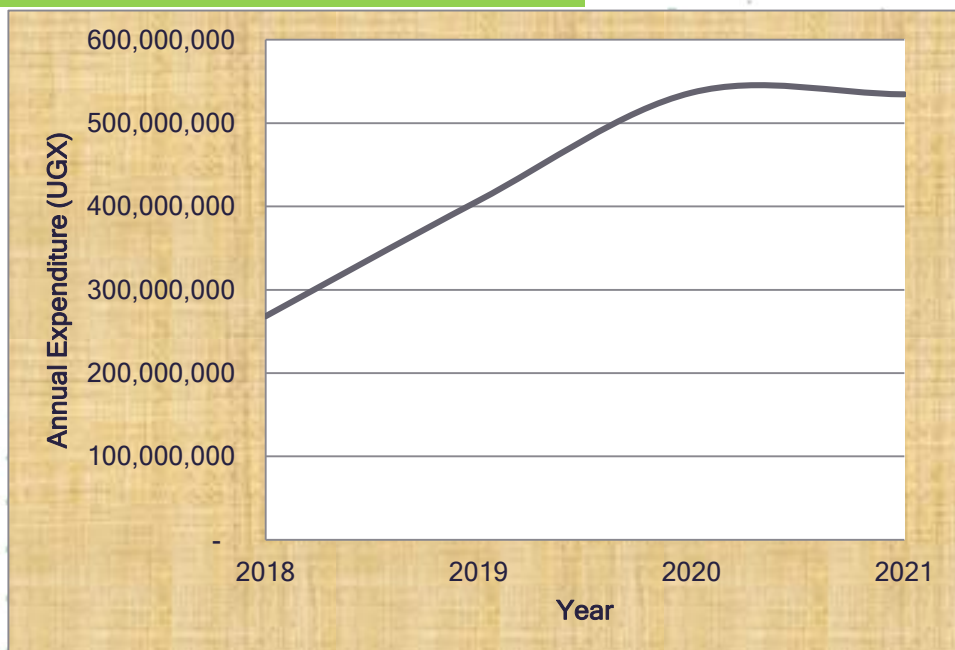
Ecological Trends Alliance  
Audit Report and Financial Statements  
For the Fiscal Year Ended 31 December 2021

#### 4.2. Statement of Comprehensive Incomes and Expense

	Notes	2021 UGX	2020 UGX
<b>Incomes</b>			
Grant Income	5.16	622,899,472	568,439,661
Other Income	5.17	103,571	437,838
Less: Capital expenditure		(271,417,000)	(32,415,850)
<b>Net available income for operating activities</b>		<b>351,586,043</b>	<b>536,461,649</b>
<b>Expenses</b>			
Program Costs	5.18	292,510,000	291,162,606
Administrative Costs	5.19	242,047,736	245,299,043
<b>Total Expenses</b>		<b>534,557,736</b>	<b>536,461,649</b>
<b>Surplus/(deficit) for the period</b>		<b>(182,971,693)</b>	<b>-</b>

All activities relate to continuing operations. The notes to these financial statements for the fiscal year ended 31 December 2021 form an integral part thereof and should be read and construed as such.

### 2. Trend of audited expenditures





## 6. Partner Appreciation

Here are the partners with whom we have worked in 2021. Thank you for the trust you have shown in us and we acknowledge that without your financial and technical support, we could not have achieved the goal we set for ourselves.



Government of  
the Netherlands



AFRICA INSTITUTE FOR ENERGY  
GOVERNANCE





ECOLOGICAL TRENDS  
ALLIANCE

...“enhancing environmental conservation and knowledge for the benefit of the people and sustainable national development”...



Plot 23 JOFRA House  
P.O. BOX 29940  
Kampala

Tel: +256-414-666776  
Email: [office@ecotrendsalliance.org](mailto:office@ecotrendsalliance.org)  
Website: [www.ecotrendsalliance.org](http://www.ecotrendsalliance.org)